

COAXIAL FIXED ATTENUATOR

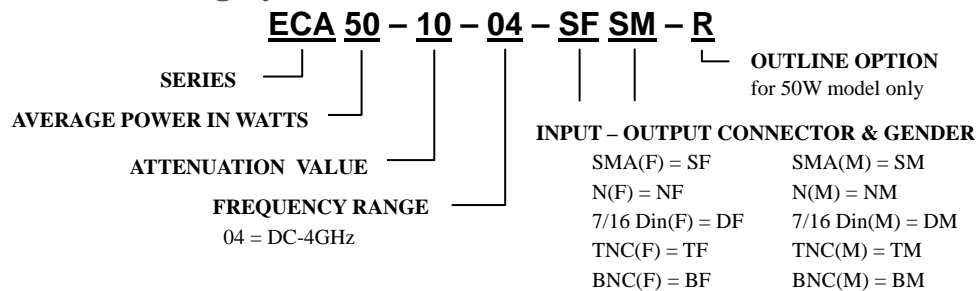
Features:



Attenuation Type:	Coaxial Fixed
Nominal Attenuation Value:	1 - 9, 10, 20, 30, 40, 50dB
Average Power:	1W to 800W
Peak Power:	0.25kW to 10kW (5 μ s)
Frequency Range:	DC-4GHz (Wideband Model Available)
Characteristic Impedance:	50 Ω
Connectors:	N, SMA, TNC, BNC, 7/16
Temperature Range:	- 55°C to + 125°C
Humidity:	Moisture Sealed Model Available

The ECA series is a family of coaxial fixed attenuations. The attenuators can handle average power in the range 1W to 800W operating from DC – 4GHz with low VSWR. Moisture sealed and wideband models are available upon request.

Part Number Modeling System:



Specifications:

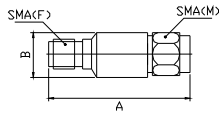
Series	Attenuation (dB) Accuracy [max] at 4GHz							VSWR [max]	Power (W)	
	1-9	10	20	30	40	50	60		Average	Peak
ECA1	±0.50	±0.50	±0.70	±1.00	-	-	-	1.20	1	0.25k
ECA2	±0.40	±0.50	±0.50	±0.70	±0.70	-	-	1.25	2	0.5k
ECA5	±0.40	±0.50	±0.50	±0.70	±0.70	-	-	1.30	5	0.5k
ECA10	±0.50	±0.60	±0.75	±0.75	±1.00	-	-	1.25	10	1.0k
ECA25	±0.50	±0.60	±0.75	±0.75	±1.00	±1.50	-	1.20	25	1.0k
ECA30	±0.75	±0.50	±0.60	±0.75	±1.00	-	-	1.20	30	1.0k
ECA50 -R	-	±0.70	±1.00	±1.00	±1.00	-	-	1.25	50	1.0k
ECA50	±0.75	±0.75	±0.75	±0.75	±0.75	±0.75	-	1.35	50	10.0k
ECA80	-	±0.75	±0.70	±0.75	±0.75	±0.75	-	1.35	80	10.0k
ECA100	-	±0.75	±0.70	±0.75	±0.75	±0.75	-	1.35	100	10.0k
ECA150	-	±1.50	±1.50	±1.00	±1.00	±1.00	-	1.35	150	10.0k
ECA200	-	±1.50	±1.50	±1.00	±1.00	±1.00	-	1.40	200	10.0k
ECA250	-	±1.50	±1.50	±1.00	±1.00	±1.00	-	1.40	250	10.0k
ECA300	-	±2.00	±2.00	±1.50	±1.50	±1.50	-	1.50	300	10.0k
ECA400	±2.00	±2.00	±1.50	±1.50	±1.50	±1.50	-	1.50	400	10.0k
ECA500	±2.00	±2.00	±2.00	±1.50	±1.50	-	-	1.50	500	10.0k
ECA800	-	-	-	-	±2.00	±2.50	±3.00	1.50	800	10.0k

Specifications subject to change without notice

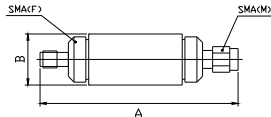
3048 SCOTT BOULEVARD, SANTA CLARA CA95054

TEL.NO.: 1-408-727 7127 • FAX NO.: 1-408-727 0827 • www.epxmrowave.com

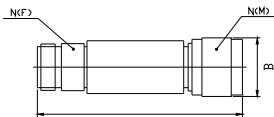
AUG 2009

Outline:


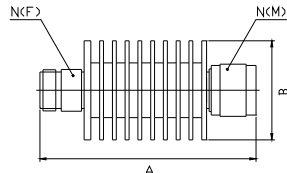
OUTLINE 1



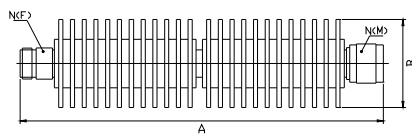
OUTLINE 2



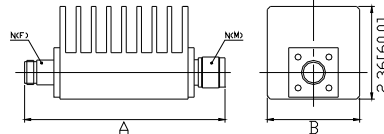
OUTLINE 3



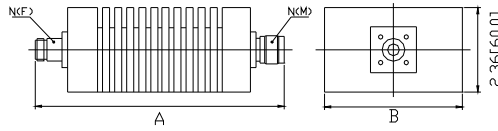
OUTLINE 4



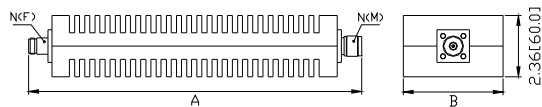
OUTLINE 5



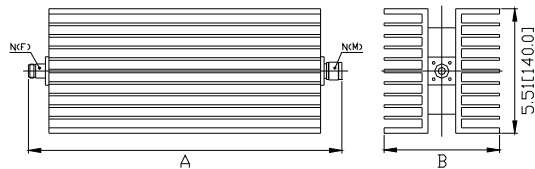
OUTLINE 6



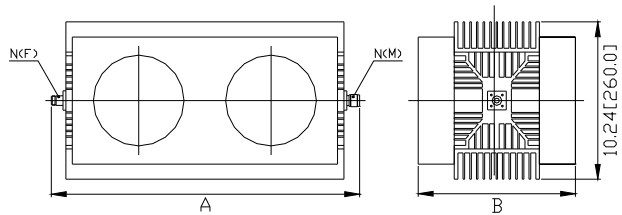
OUTLINE 7



OUTLINE 8



OUTLINE 9



OUTLINE 10

Series	A Inches[mm]	B Inches[mm]	Weight	Outline	Connector
ECA1	1.18[30.0]	0.39[10.0]	10g	1	SMA
ECA2	2.76[70.0]	0.71[18.0]	50g	2	SMA
ECA2	2.76[70.0]	0.79[20.0]	70g	3	N, TNC, BNC
ECA5	2.76[70.0]	0.71[18.0]	50g	2	SMA
ECA5	2.76[70.0]	0.79[20.0]	70g	3	N, TNC, BNC
ECA10	3.27[83.0]	1.50[38.0]	125g	4	N, SMA, TNC, BNC
ECA25	4.33[110.0]	1.77[45.0]	260g	4	N, SMA, TNC, BNC
ECA30	4.65[118.0]	1.89[48.0]	295g	4	N, SMA, TNC, BNC, 7/16
ECA50 -R	7.32[186.0]	1.77[45.0]	400g	5	N, SMA, TNC, BNC, 7/16
ECA50	5.12[130.0]	2.36[60.0]	625g	6	N, SMA, TNC, BNC, 7/16
ECA80	6.97[177.0]	3.86[98.0]	1830g	7	N, TNC, BNC, 7/16
ECA100	9.06[230.0]	3.15[80.0]	1720g	6	N, 7/16
ECA150	9.06[230.0]	3.15[80.0]	1720g	6	N, 7/16
ECA200	10.51[267.0]	3.86[98.0]	2800g	6	N, 7/16
ECA250	10.51[267.0]	3.86[98.0]	2800g	6	N, 7/16
ECA300	12.88[327.0]	3.86[98.0]	3000g	8	N, 7/16
ECA400	13.90[353.0]	5.20[132.0]	6960g	9	N, 7/16
ECA500	17.20[437.0]	5.20[132.0]	9300g	9	N, 7/16
ECA800	19.92[506.0]	10.24[260.0]	23.0kg	10	N, 7/16

Specifications subject to change without notice

3048 SCOTT BOULEVARD, SANTA CLARA CA95054

TEL.NO.: 1-408-727 7127 • FAX NO.: 1-408-727 0827 • www.epxmrowave.com

AUG 2009